

# PRIMARY English

## CONTENTS

1	COLOURS AND NUMBERS .....	2
2	NUMBERS II-20 .....	6
3	FACE - FAMILY .....	10
4	FOOD AND DRINKS .....	14
5	CLOTHES .....	18
6	PREPOSITIONS .....	22

1 Colora seguendo il codice.

1- red


2- yellow

3- pink


4- blue

5- orange


6- green




2 Leggi e colora.




brown



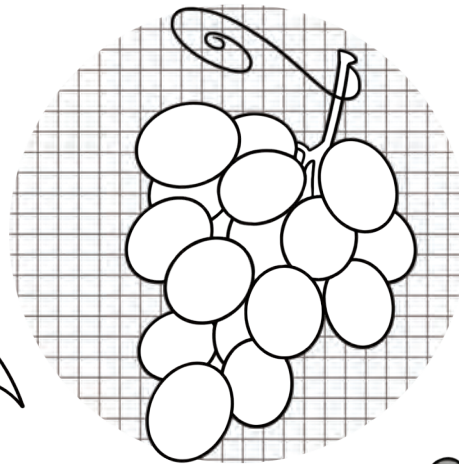
white




grey



black



purple



3 Osserva l'esercizio precedente, leggi e rispondi alle domande.

1- What colour is the dog  ?


It's **brown** .....

2- What colour is the bat  ?

**It's black** .....

3- What colour is the cloud  ?

**It's grey** .....

4 Abbina cifra e parola. Ascolta e colora.  02

SEVEN EIGHT  
FIVE ONE TEN  
1 2 3 4 5 6 7 8 9 10  
FOUR THREE  
TWO NINE SIX

5 Conta, cerchia la quantità in cifra e a parola.

5 6 7 8 9 10

nine

eight

5 6 7 8 9 10

five

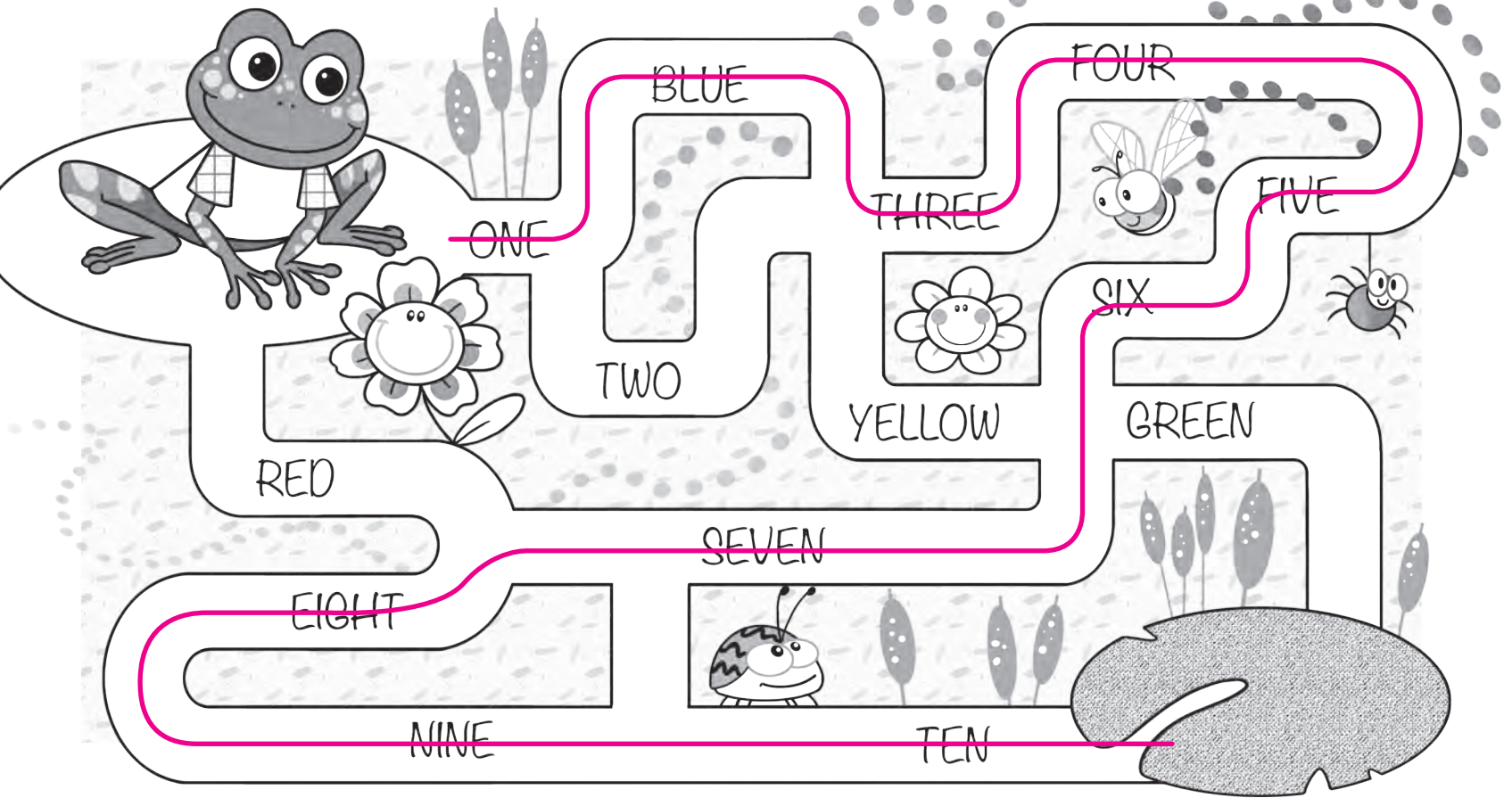
seven

1 2 3 4 5 6

three

six

6 Aiuta Frank a raggiungere la foglia. Disegna il percorso seguendo i numeri da 1 a 10.



7 Leggi e completa la tabella.

**NUMBERS**

nine

six

five

ten

three

eight

four

two

nine

red

six

orange

five

pink

yellow

black

ten

blue

green

three

eight

four

brown

two



**COLOURS**

red

orange

pink

yellow

black

blue

green

brown

# 2

# NUMBERS II - 20

1 Collega parola e cifra corrispondenti.



twelve      thirteen

twenty      sixteen

fifteen      eleven

eighteen      seventeen

fourteen

nineteen

11   12

13   14

15   16

17   18

19   20



2 Ascolta e colora.  03

11

12

13

14

15

16

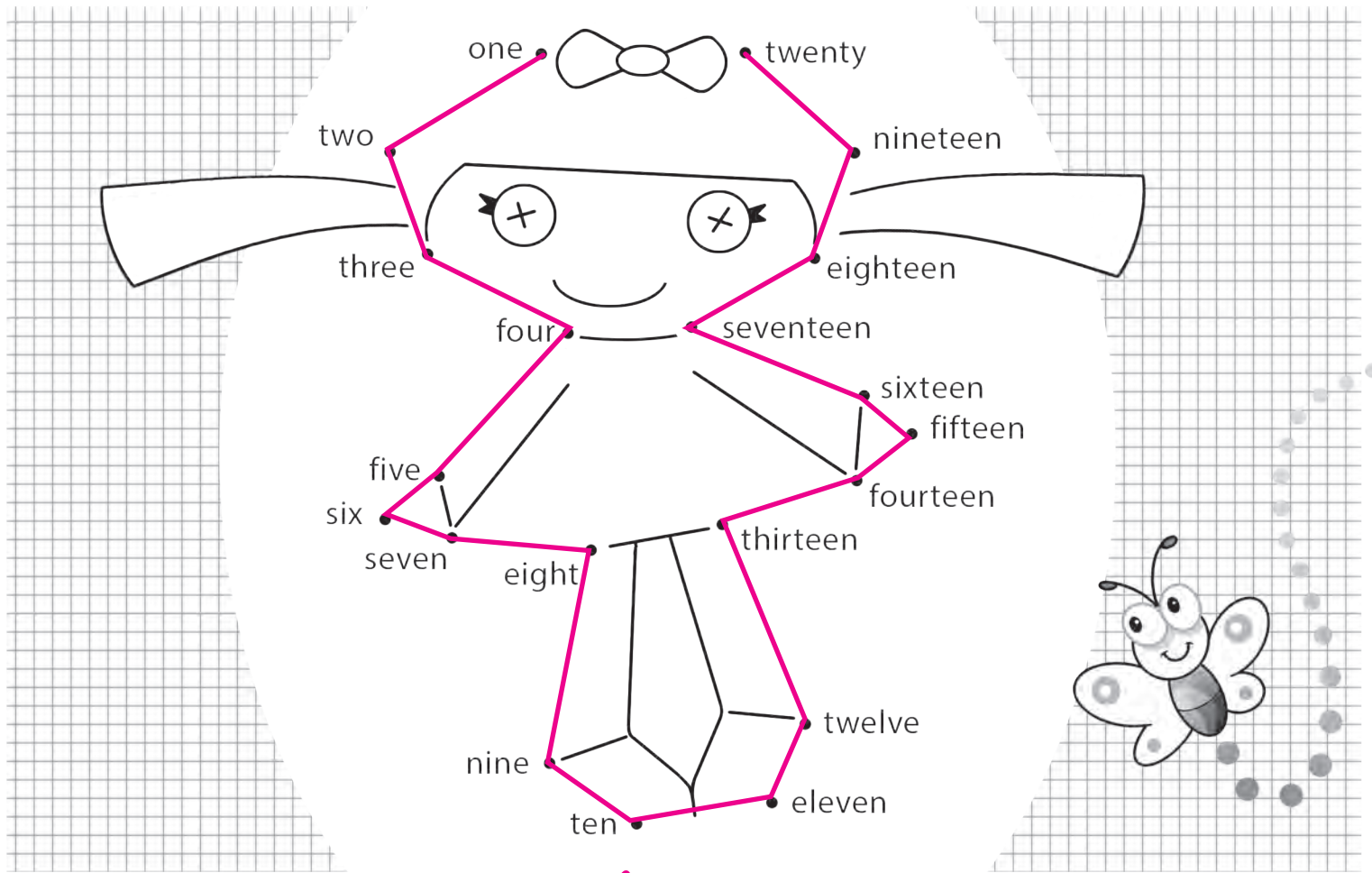
17

18

19

20

3 Unisci i puntini seguendo i numeri e scegli la frase corretta.

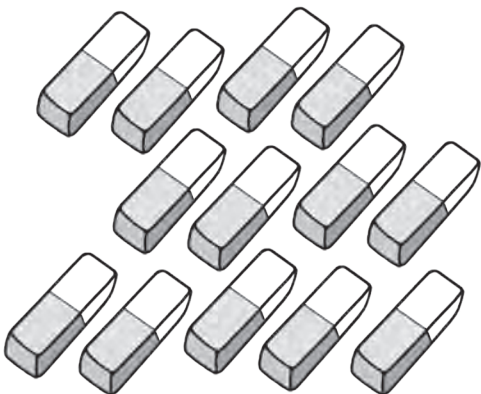


It's a train.

It's a doll.

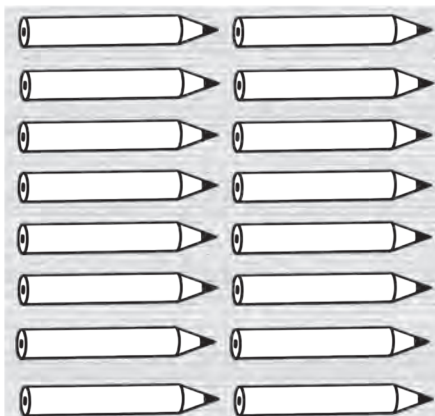
It's a ball.

4 Conta gli oggetti e rispondi.



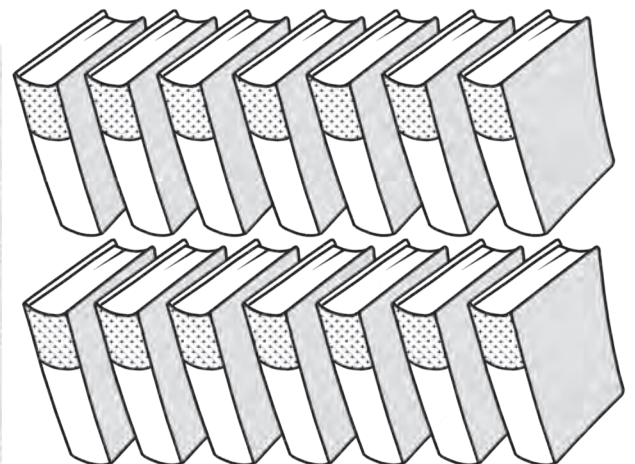
1- How many rubbers?

**thirteen**



2- How many pencils?


**sixteen**



3- How many books?

**fourteen**

5 Fai il cruciverba.



6 Completa le addizioni.

a- ten and four is **fourteen**.....  
 $10 + 4 = \mathbf{14}$ .....

b- sixteen and one is **seventeen**.....  
 $16 + 1 = \mathbf{17}$ .....

c- eleven and five is **sixteen**.....  
 $\mathbf{11} + 5 = \mathbf{16}$ .....

d- thirteen and six is **nineteen**.....  
 $13 + \mathbf{6} = \mathbf{19}$ .....

e- nine and four is **thirteen**.....  
 $\mathbf{9} + \mathbf{4} = \mathbf{13}$ .....

f- **six**..... and **five**..... is **eleven**.....  
 $6 + 5 = \mathbf{11}$ .....



- 7 Colora i numeri pari (**even numbers**) in rosso e i numeri dispari (**odd numbers**) in blu.  
Poi scrivilo a parola.

## ODD AND EVEN NUMBERS

Even numbers finish in 0, 2, 4, 6, 8  
Odd numbers finish in 1, 3, 5, 7, 9

16

sixteen

10

ten

19

nineteen

13

thirteen

15

fifteen

14

fourteen

17

seventeen

12

twelve

11

eleven

18

eighteen



20



twenty



# 3



# FACE - FAMILY



1 Leggi, osserva e segna.



**1** **NOSE**    

**2** **EYES**    


**3** **EARS**    

**4** **MOUTH**    

**5** **FACE**    

**6** **HAIR**    

2 Ascolta e numera.  04




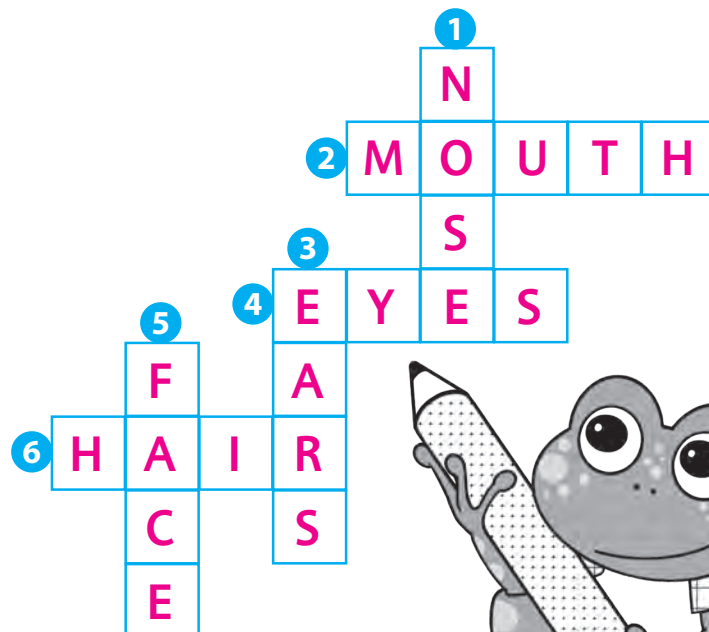
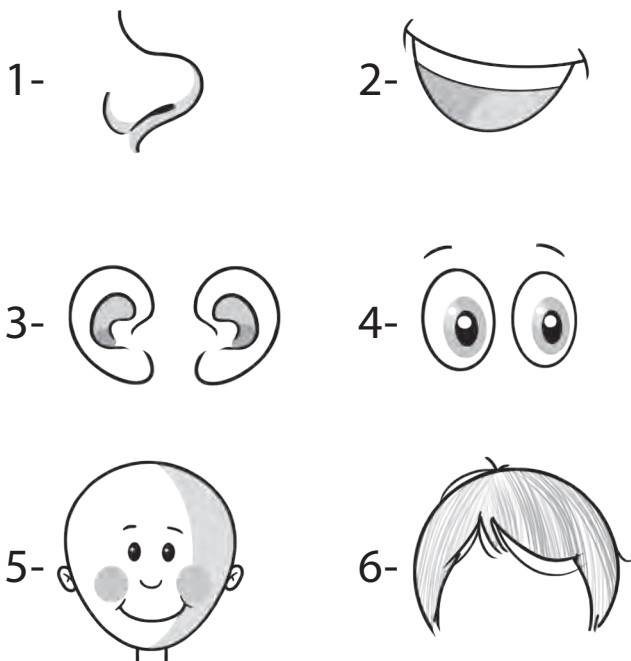
- 3 Leila viene da un pianeta lontano. Leggi la sua descrizione, disegnalala e poi colora.

Hi, I'm Leila.  
I've got one yellow eye,  
a short nose and  
a big red mouth.  
I've got purple hair  
and four big ears.

DISEGNO di una aliena con:

- 1 occhio giallo
- naso corto
- bocca grande e rossa
- capelli viola
- 4 orecchie grandi

- 4 Osserva le immagini e completa il cruciverba.



5 Ascolta e scrivi le parole.  Usa le parole del box.

brother - sister - grandma - dad - mum - grandad



1- **grandma** .....



2- **grandad** .....



3- **mum** .....



4- **dad** .....



5- **brother** .....



6- **sister** .....

6 Leggi e scrivi i nomi. Segui l'esempio.

1- **Mark** ..... 2- **Claire** ..... 5- **Paul** ..... 6- **Beth** .....

3- **Kate** ..... 4- **Nick** .....

This is my family:  
 Mark is my <sup>(1)</sup>dad. Claire is my <sup>(2)</sup>mum.  
 Kate is my <sup>(3)</sup>sister. Nick is my <sup>(4)</sup>brother.  
 Paul is my <sup>(5)</sup>grandad and Beth is my <sup>(6)</sup>grandma.

7 Osserva e leggi i nomi dei cinque sensi in inglese.

## THE FIVE SENSES: I CAN...

see



smell




taste



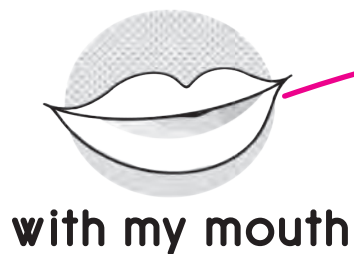
touch



hear



8 Ora collega i sensi alle parti del corpo corrispondenti.



I can...

see

smell

taste

touch

hear



with my nose



with my ears

# 4

# FOOD AND DRINKS



1 Leggi e abbina.

1- biscuits

2- tomatoes

3- chocolate

4- cheese

5- apples

6- carrots


7- sandwiches

8- juice

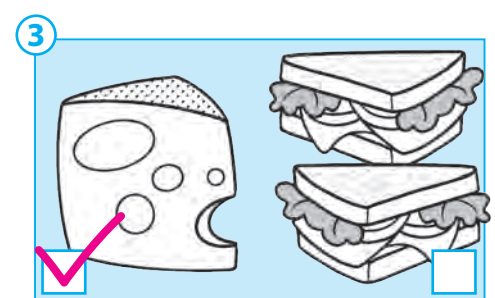

9- water

10- tea

11- ice cream



2 Ascolta e segna l'immagine corretta.  06



3 Trova e separa le parole, poi riscrivile.



1- **cheese** .....

3- **carrots** .....

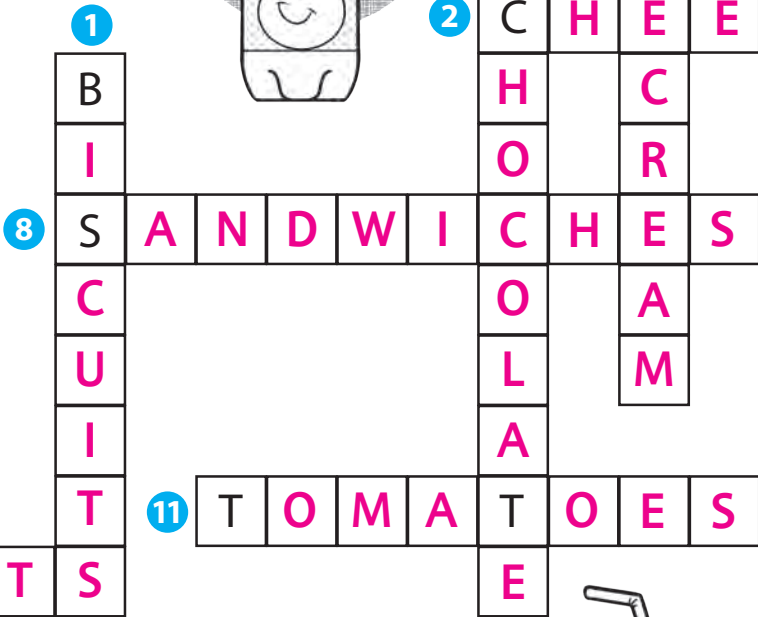
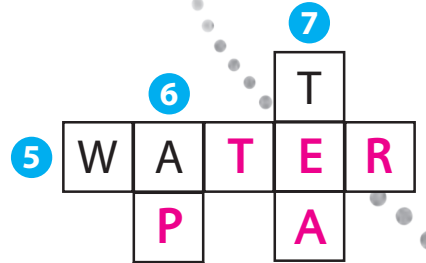
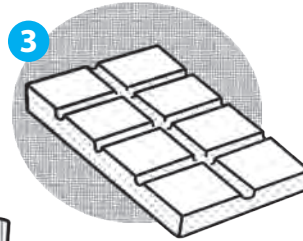
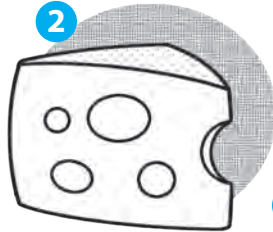

5- **biscuits** .....

2- **water** .....

4- **juice** .....

6- **tea** .....

4 Completa il cruciverba.



5 Ascolta e cerchia il cibo che piace ai personaggi, disegna una croce sopra a ciò che non piace.




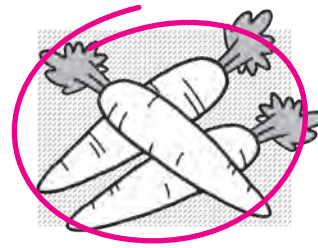
I like





I don't like




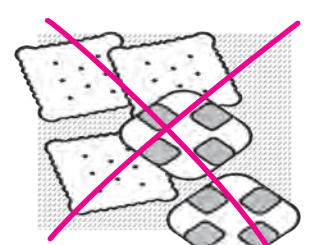
1 Kate



2 Mark



3 Sam



6 Leggi e segna "Yes" o "No", poi disegna i cibi che ti piacciono e quelli che non ti piacciono. **Risposte personali**

1- I like pizza.

Yes	No
-----	----

2- I like cheese.

Yes	No
-----	----

3- I like orange juice.

Yes	No
-----	----

I don't like...

I like...

4- I like carrots.

Yes	No
-----	----

5- I like apples.

Yes	No
-----	----

6- I like sandwiches.

Yes	No
-----	----



- 7 Leggi e scrivi G (= good) sotto i cibi salutari e B (= bad) sotto quelli non salutari.

## HEALTHY AND UNHEALTHY FOOD



Good for me!




Bad for me!



1

apples

G



2

bananas

G



3

coffee

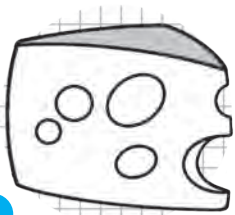
B



4

crisps

B



5

cheese


G



6

fizzy drinks

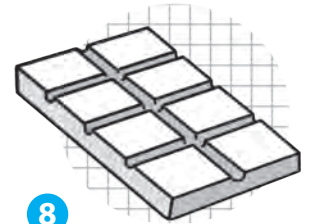
B



7

carrots

G



8

chocolate

G/B

- 8 Ora disegna altri cibi che fanno bene e che fanno male. Se non conosci i nomi, cercali nel dizionario o chiedi al tuo insegnante.

Good for me



Bad for me



# 5


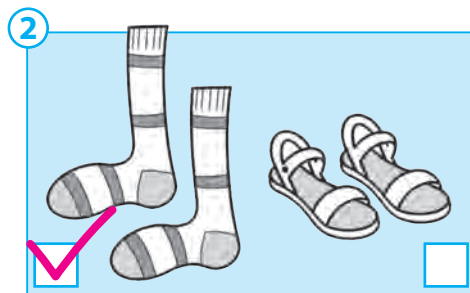
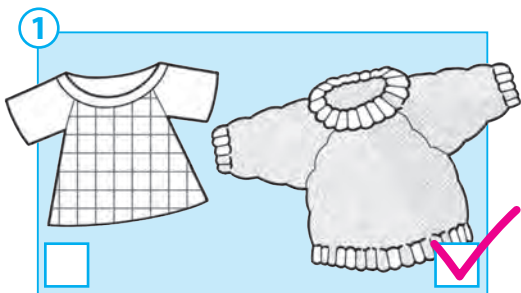
# CLOTHES




1 Collega l'immagine alla parola corrispondente.

hat  
skirt  
jacket  
T-shirt  
jeans  
socks  
dress  
shoes  
jumper  
sandals

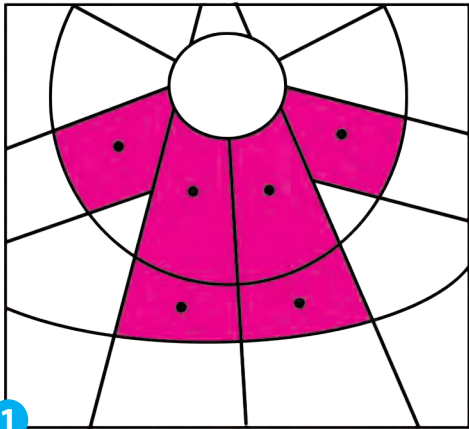
2 Ascolta e segna l'immagine corretta.  08



## 3 Leggi e colora.

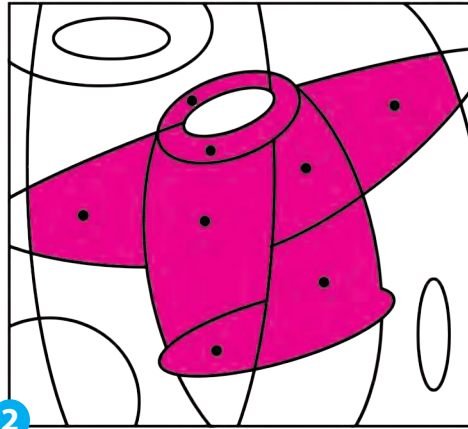
4 Ascolta e scegli l'immagine corretta. 09

5 Colora gli spazi con i puntini, poi scrivi la parola corrispondente.



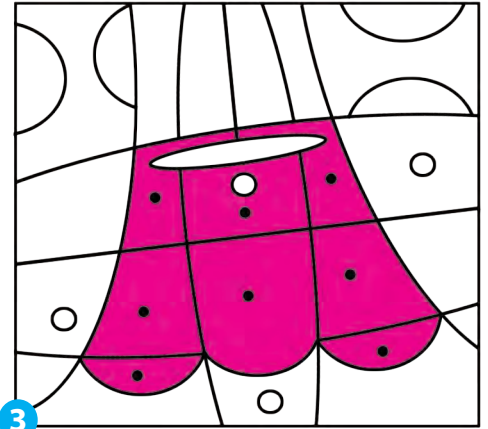
1

T-shirt



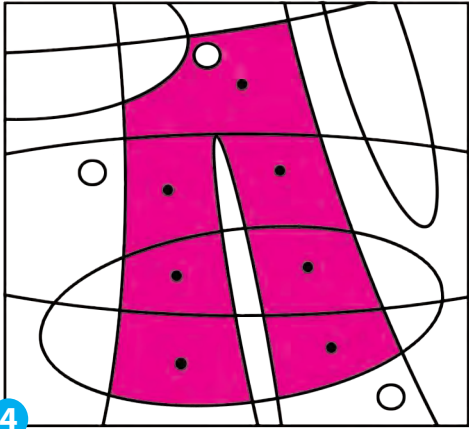
2

jumper



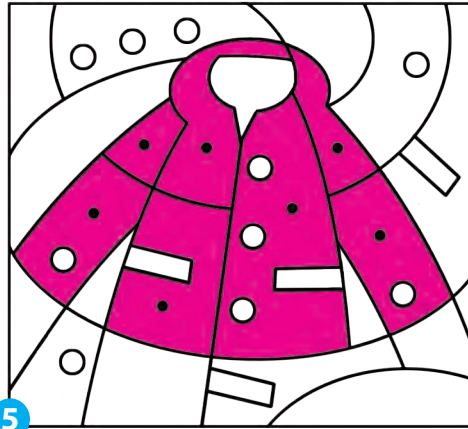
3

skirt




4

jeans



5

jacket



6

shoes

6 Leggi la descrizione, riconosci il personaggio e completa il fumetto.



John



Melanie



Beth

I've got  
a T-shirt, jeans  
and shoes.  
I'm **John**.....



- 7 Collega gli indumenti alle stagioni in cui li indossi. Scrivi il numero della stagione. Poi scrivi i nomi degli indumenti che conosci.

## THE FOUR SEASONS

Risposta libera





T-shirt




scarf




dress




shorts



1 WINTER



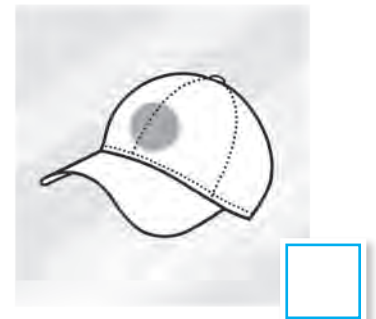
2 SPRING




boots

4 AUTUMN

3 SUMMER




cap




sandals




jumper





jeans

# 6


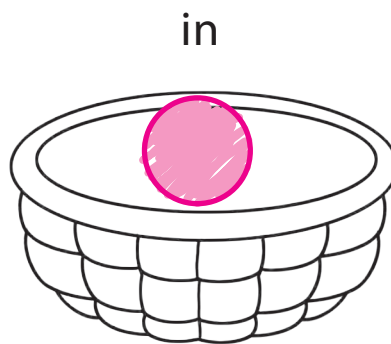
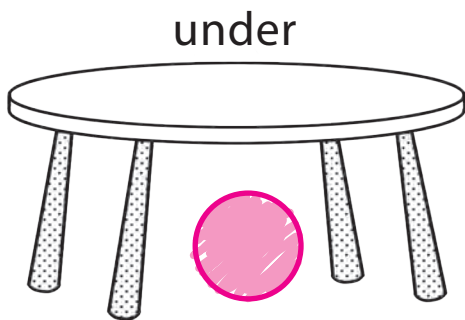
# PREPOSITIONS

1 Leggi la preposizione e disegna la palla nella posizione indicata.





**RICORDA!**



on



2 Ascolta e segna l'immagine corretta. 10



3 Osserva, leggi e segna T (true=vero) o F (false=falso).

1- The hen is on the horse.

T  F

2- The rabbit is on the hen.

T  F

3- The horse is under the rabbit.


T  F

4- The rabbit is under the horse.

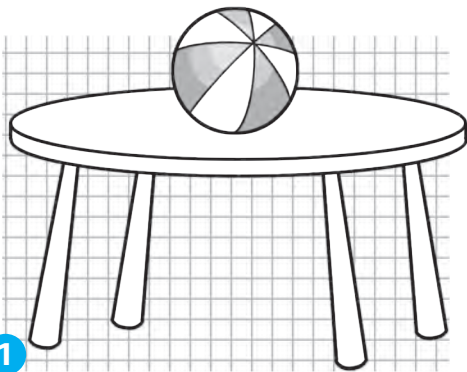
T  F

5- The hen is under the rabbit.

T  F



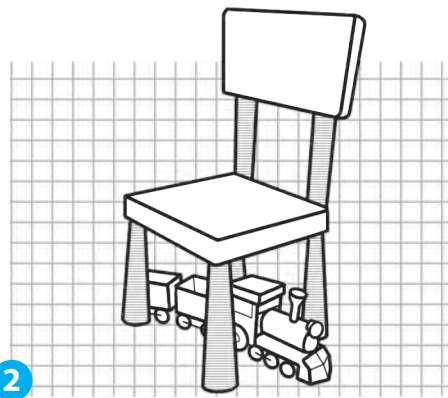
4 Osserva e completa.



1

Where is the ball?


The ball is **on** .....  
the table.



2

Where is the train?

The train is **under** .....  
the chair.



3

Where is the hat?

The hat is **in** .....  
the bag.

# CAN YOU FIND... ?

5 Trova nell'immagine gli elementi indicati.



eleven



apples



ice cream



hat



sandals



thirteen



grandma



carrots



socks



nineteen

